






## How to Create Your Account on Event.Gives

Go to: [www.event.gives/heartsofgrace](http://www.event.gives/heartsofgrace)



### FOLLOW THESE STEPS:

1. Click on this icon on the upper right-hand corner:  Then click on the login button: 
2. Enter your MOBILE NUMBER then, **SKIP** the password field & click on "Text Me a Pin" button: [TEXT ME A PIN](#)
3. Select "TEXT PIN":  Check your text messages. You should receive a 4-digit pin.
4. Enter your 4-digit pin and click "CHECK PIN". You are registered, BUT YOU ARE NOT DONE YET.
5. Click "YES"  update your password.

6. You will be logged in. To proceed click "OK".    
 You have been logged in

7. You will be prompted to update your password. Click "YES"     
 Would you like to update your password now?

8. Select "Change Password"    
 Agree to [Terms of Service](#)    
 Password

9. Create your password, agree to the Terms of Service and click SAVE.    
 Agree to [Terms of Service](#)    
 

You have successfully created your account.

You can now participate on the platform (View the live stream, bid on silent auction items, and/or give a gift in support of the Hearts of Grace mission).